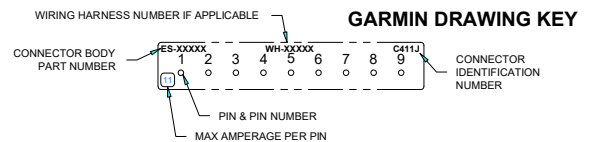
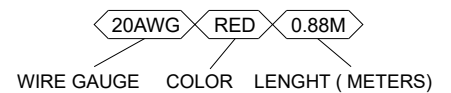


**NOTES:**



- Ⓢ GROUNDED AT THE NEARBY CONNECTOR (22AWG GRAY 0.10M)
- Ⓟ GROUNDED AT THE PANEL BUS BAR



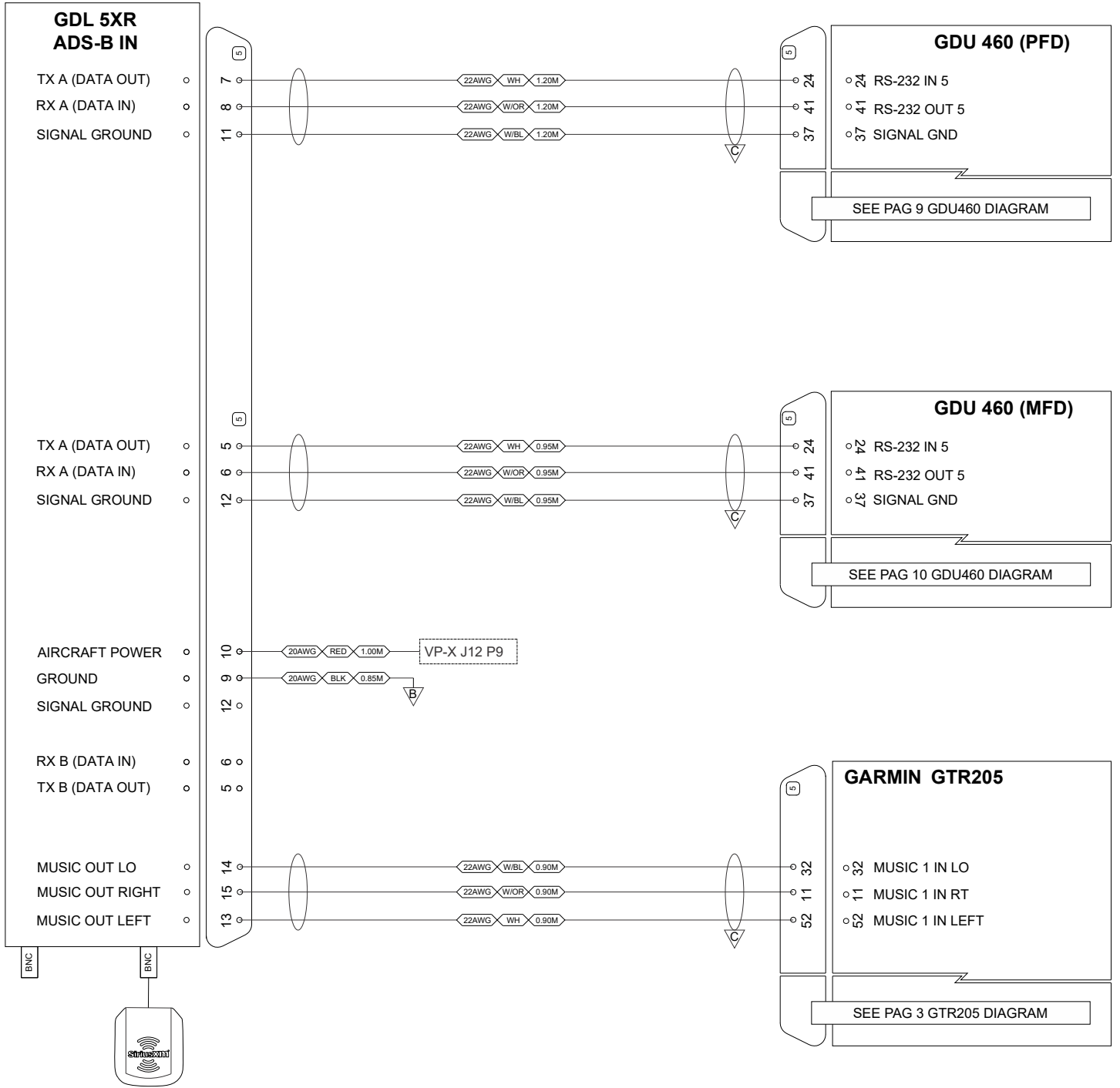
GTX 45R DIAGRAM

ED\_XP\_001-01

REVISIONS		DATE	DD	MM	YY	VERIFIED	APPROVED
REV	DESCRIPTION	02.03.25	D.MACARIO	F.ABBUD			
00	APPROVED FOR PRODUCTION	05.09.25	J. BUENO	F.ABBUD			
01	APPROVED FOR PRODUCTION						

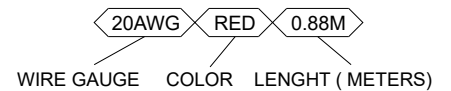
SCALE:	NONE
DATE DRAWN:	27.03.25
DRAWN BY:	E. MELLO
PAGE:	1-20





**NOTES:**

- ⌄ G ROUNDED AT THE NEARBY CONNECTOR (22AWG GRAY 0.10M)
- ⌄ G ROUNDED AT THE PANEL BUS BAR



**GDL 5XR DIAGRAM**

ED\_XP\_001-01

REVISIONS				SCALE:	NONE
REV	DESCRIPTION	DATE	DD/MM/YY	VERIFIED	APPROVED
00	APPROVED FOR PRODUCTION	02.03.25	05.09.25	D.MACARIO J. BUENO	F.ABBUD F.ABBUD
01	APPROVED FOR PRODUCTION				
				DATE DRAWN:	27.03.25
				DRAWN BY:	E. MELLO
				PAGE:	2-20



# GARMIN GTR205

MUSIC 1 IN LEFT  
MUSIC 1 IN RT  
MUSIC 1 IN LO

CAN HI  
CAN LO

CO-PILOT HEADSET RT  
CO-PILOT HEADSET LFT  
CO-PILOT HEADSET LO  
CO-PILOT MIC HI  
CO-PILOT MIC LO

PTT COPILOT

PILOT HEADSET RT  
PILOT HEADSET LFT  
PILOT HEADSET LO  
PILOT MIC HI  
PILOT MIC LO

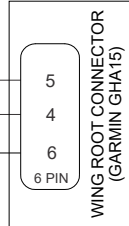
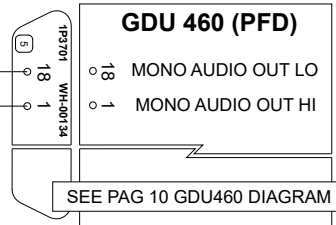
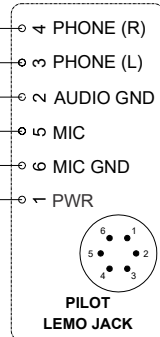
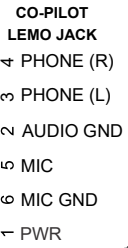
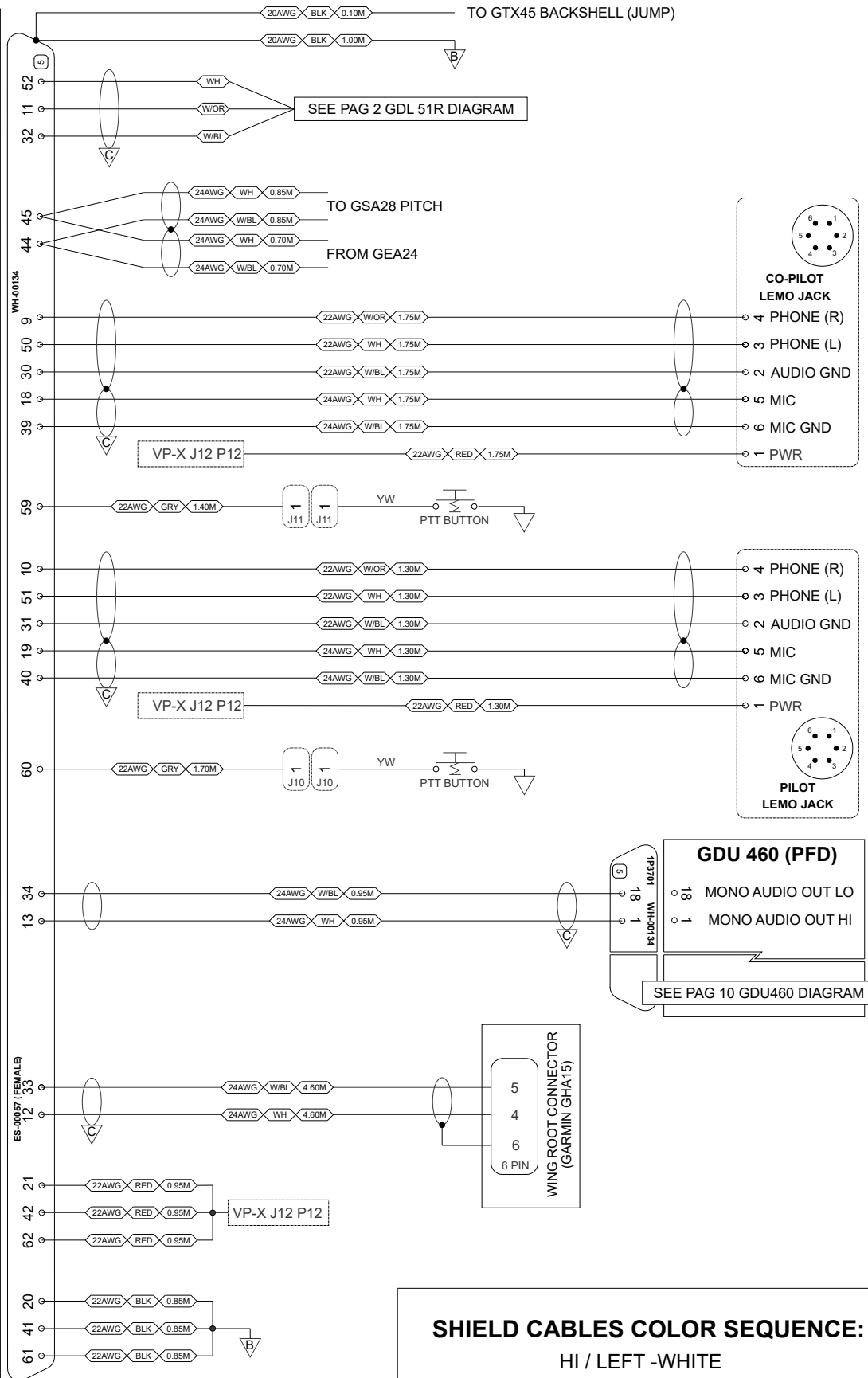
PTT PILOT

(STALL WARN) AUX 1 AUDIO IN LO  
(STALL WARN) AUX 1 AUDIO IN HI

AUX 2 AUDIO IN LO  
AUX 2 AUDIO IN HI

AIRCRAFT POWER

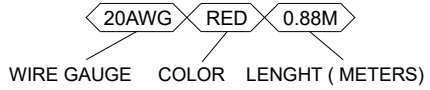
AIRCRAFT GND



**SHIELD CABLES COLOR SEQUENCE:**

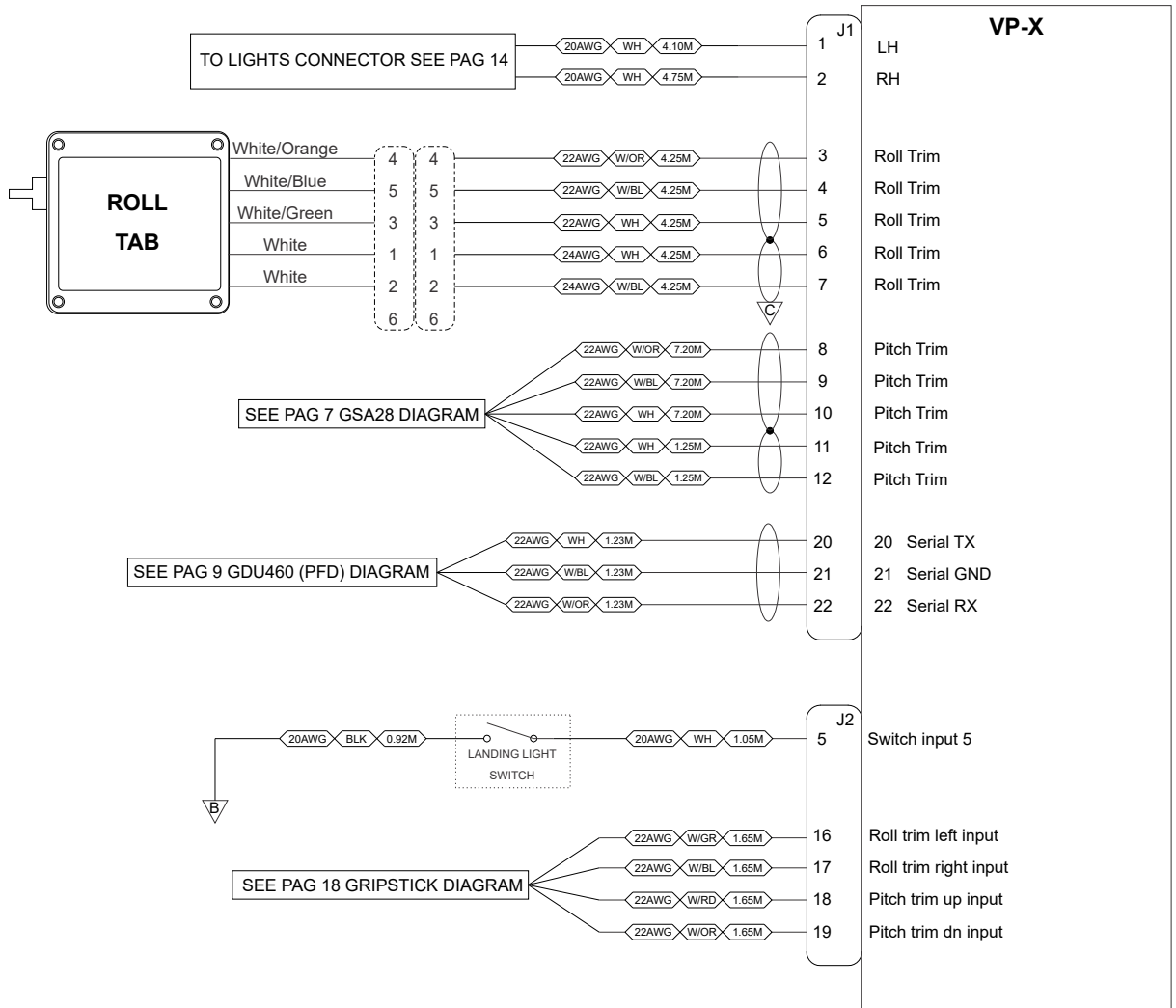
HI / LEFT - WHITE  
RIGHT - WHITE / ORANGE  
LO / GND - WHITE / BLUE

⌋ GROUNDING AT THE NEARBY CONNECTOR (22AWG GRAY 0.10M)  
⌋ GROUNDING AT THE PANEL BUS BAR



REVISIONS		DATE	COM/APPY	VERIFIED	APPROVED
00	DESCRIPTION	02.03.25	D.MACARIO	F.ABBUD	
01	APPROVED FOR PRODUCTION	05.09.25	J. BUENO	F.ABBUD	

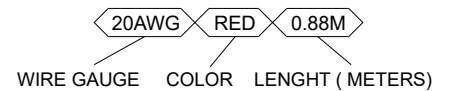
SCALE:	NONE
DATE DRAWN:	27.03.25
DRAWN BY:	E. MELLO
PAGE:	3-20



**SHIELD CABLES COLOR SEQUENCE:**

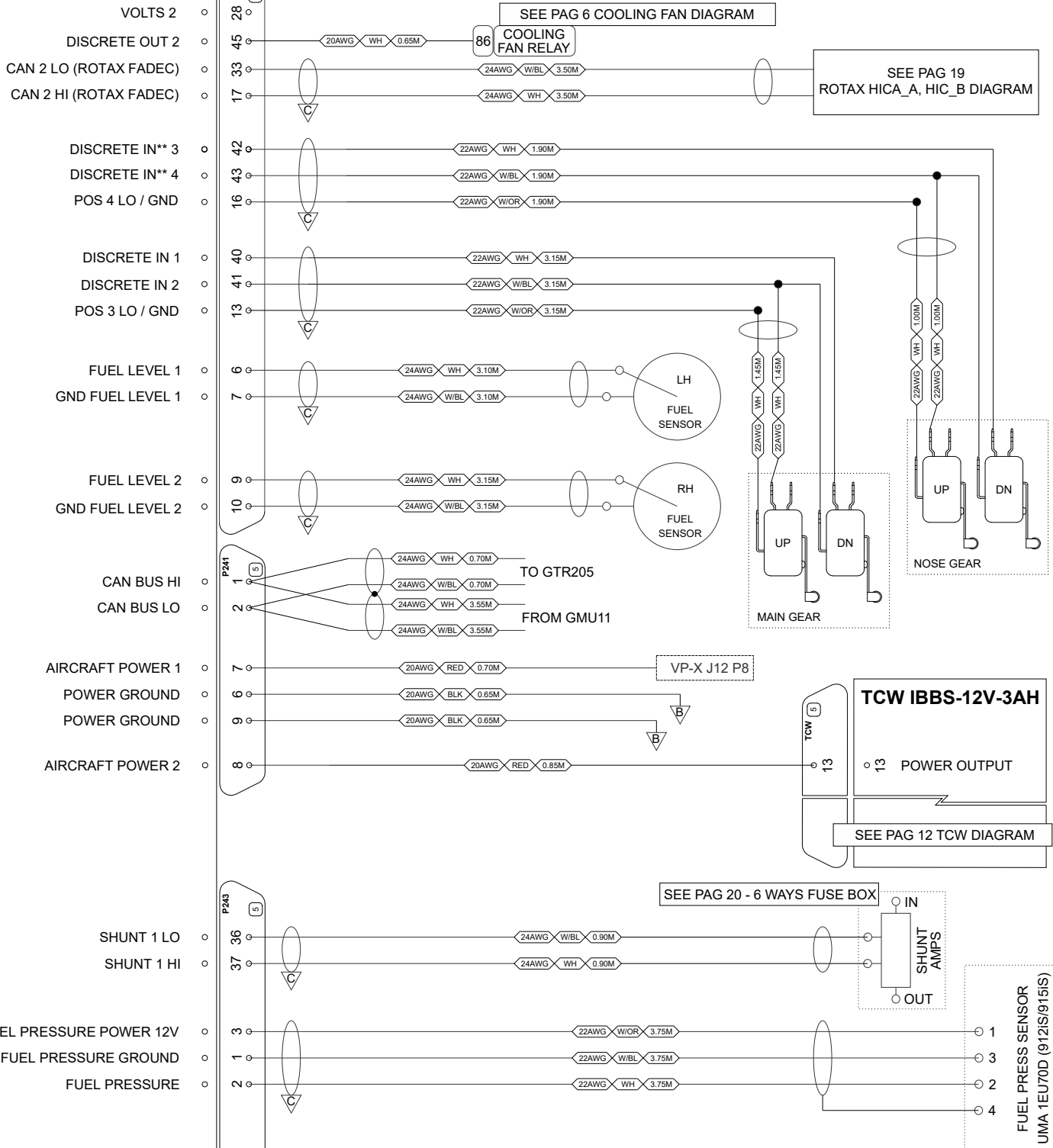
HI / LEFT - WHITE  
 RIGHT - WHITE / ORANGE  
 LO / GND - WHITE / BLUE

Ⓢ GROUNDED AT THE NEARBY CONNECTOR (22AWG GRAY 0.10M)  
 Ⓟ GROUNDED AT THE PANEL BUS BAR



REVISIONS		DATE	COM/	BY	VERIFIED	APPROVED	SCALE:	NONE
REV	DESCRIPTION	DATE	COM/	BY	VERIFIED	APPROVED	SCALE:	NONE
00	APPROVED FOR PRODUCTION	02.03.25		D.MACARIO	F.ABBUD	F.ABBUD	DATE DRAWN:	27.03.25
01	APPROVED FOR PRODUCTION	05.09.25		J. BUENO			DRAWN BY:	E. MELLO
							PAGE:	4-20

**GEA 24**



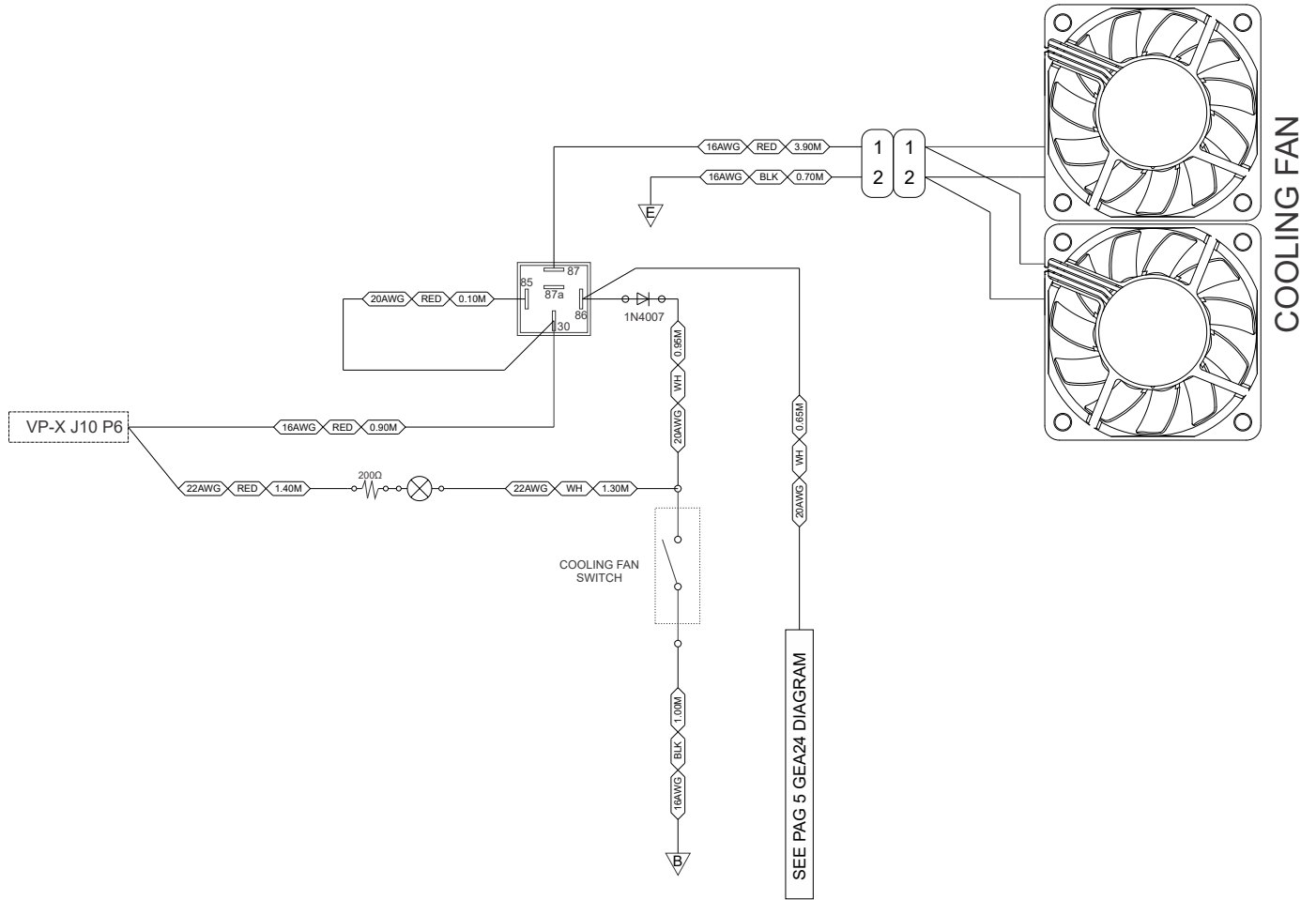
**SHIELD CABLES COLOR SEQUENCE:**

HI / LEFT - WHITE  
 RIGHT - WHITE / ORANGE  
 LO / GND - WHITE / BLUE

⌋ GROUNDED AT THE NEARBY CONNECTOR (22AWG GRAY 0.10M)  
 ⌋ GROUNDED AT THE PANEL BUS BAR

20AWG RED 0.88M  
 WIRE GAUGE COLOR LENGHT ( METERS)

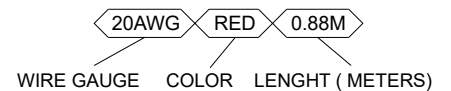
REVISIONS				SCALE:	
REV	DESCRIPTION	DATE DD/MM/YY	VERIFIED	APPROVED	NONE
00	APPROVED FOR PRODUCTION	02.03.25	D.MACARIO	F.ABBUD	DATE DRAWN: 27.03.25
01	APPROVED FOR PRODUCTION	05.09.25	J. BUENO	F.ABBUD	DRAWN BY: E. MELLO
					PAGE: 5-20



**SHIELD CABLES COLOR SEQUENCE:**

HI / LEFT - WHITE  
 RIGHT - WHITE / ORANGE  
 LO / GND - WHITE / BLUE

- ⌋ GROUNDED AT THE NEARBY CONNECTOR (22AWG GRAY 0.10M)
- ⌋ GROUNDED AT THE PANEL BUS BAR
- ⌋ GROUNDED AT THE ENGINE CRANCKCASE

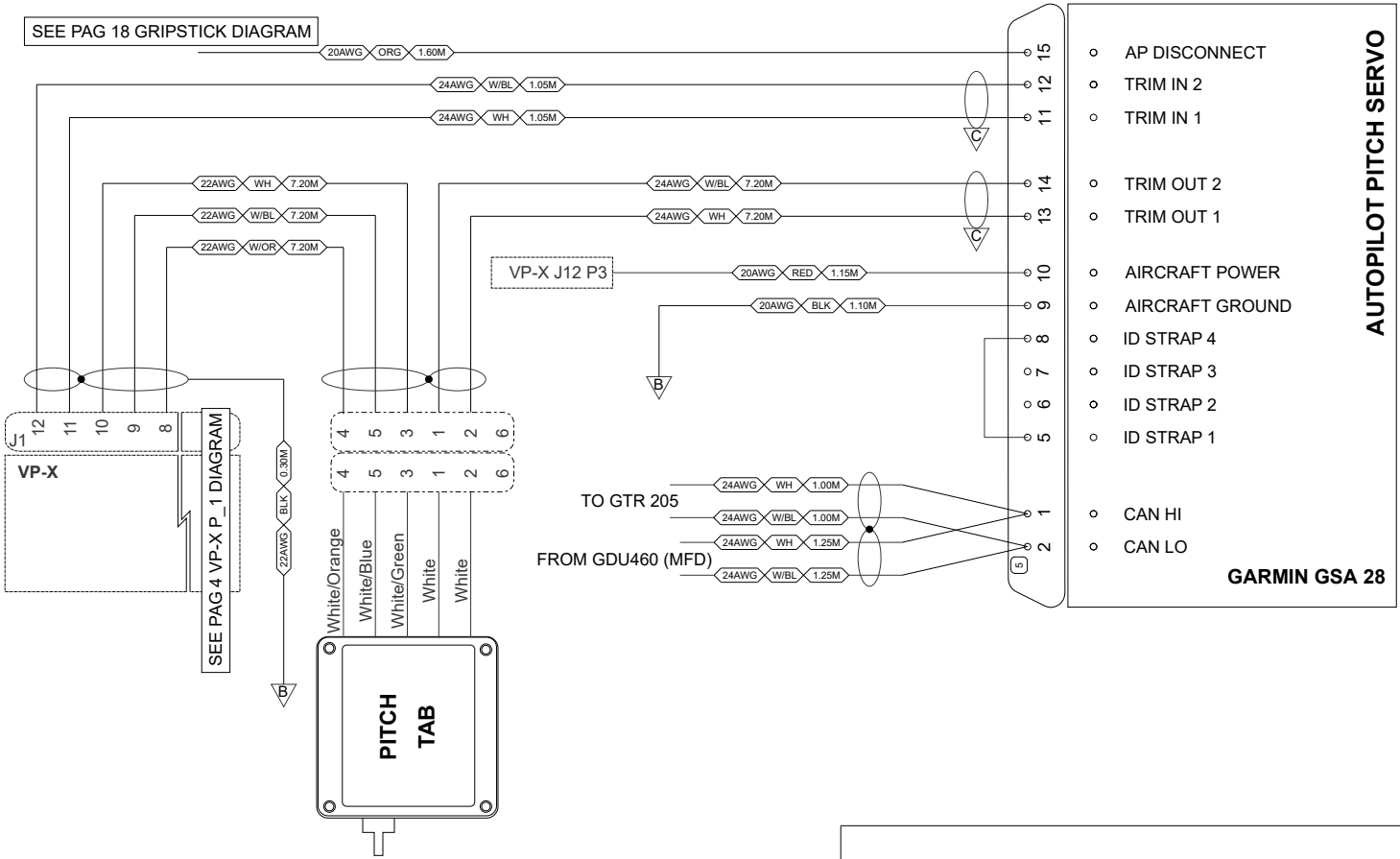
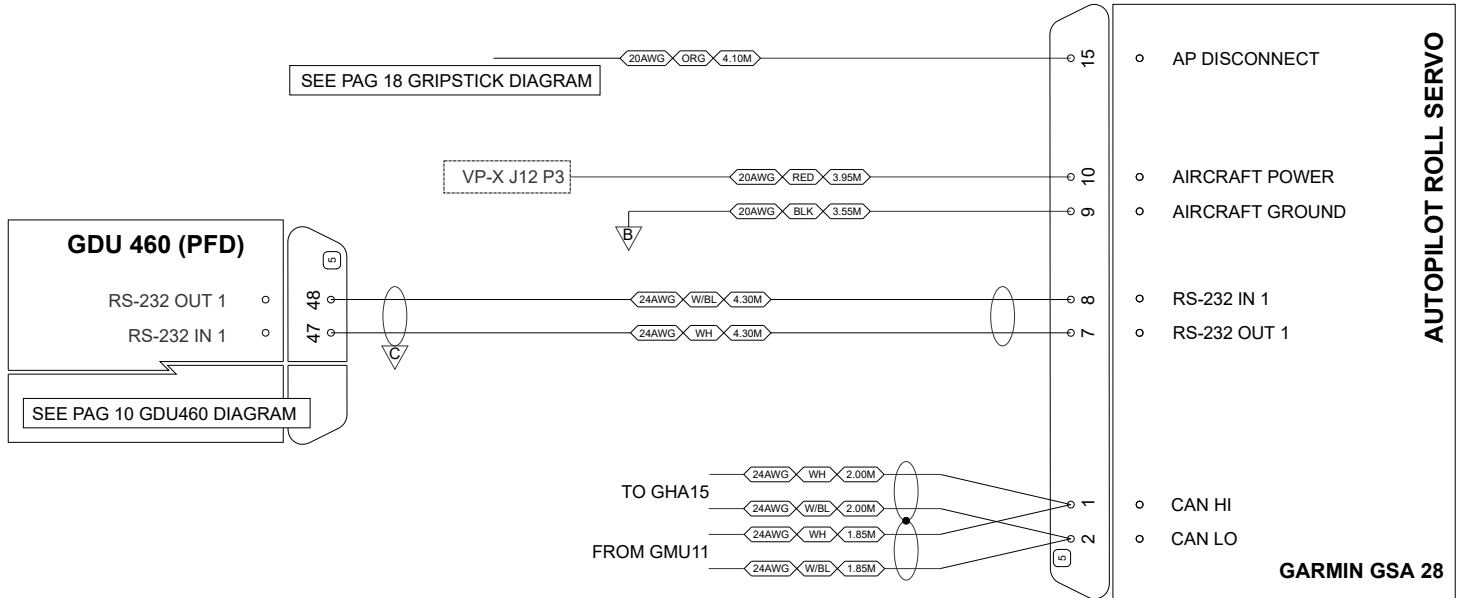


**COOLING FAN DIAGRAM**

ED\_XP\_001-01

REVISIONS				SCALE:	NONE
REV	DESCRIPTION	DATE DD/MM/YY	VERIFIED	APPROVED	DATE DRAWN:
00	APPROVED FOR PRODUCTION	02.03.25	D.MACARIO	F.ABBUD	27.03.25
01	APPROVED FOR PRODUCTION	05.09.25	J.BUENO	F.ABBUD	
				DRAWN BY:	E. MELLO
				PAGE:	6-20



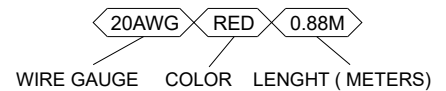


**SHIELD CABLES COLOR SEQUENCE:**

HI / LEFT - WHITE  
 RIGHT - WHITE / ORANGE  
 LO / GND - WHITE / BLUE

Ⓢ GROUNDING AT THE NEARBY CONNECTOR (22AWG GRAY 0.10M)

Ⓡ GROUNDING AT THE PANEL BUS BAR

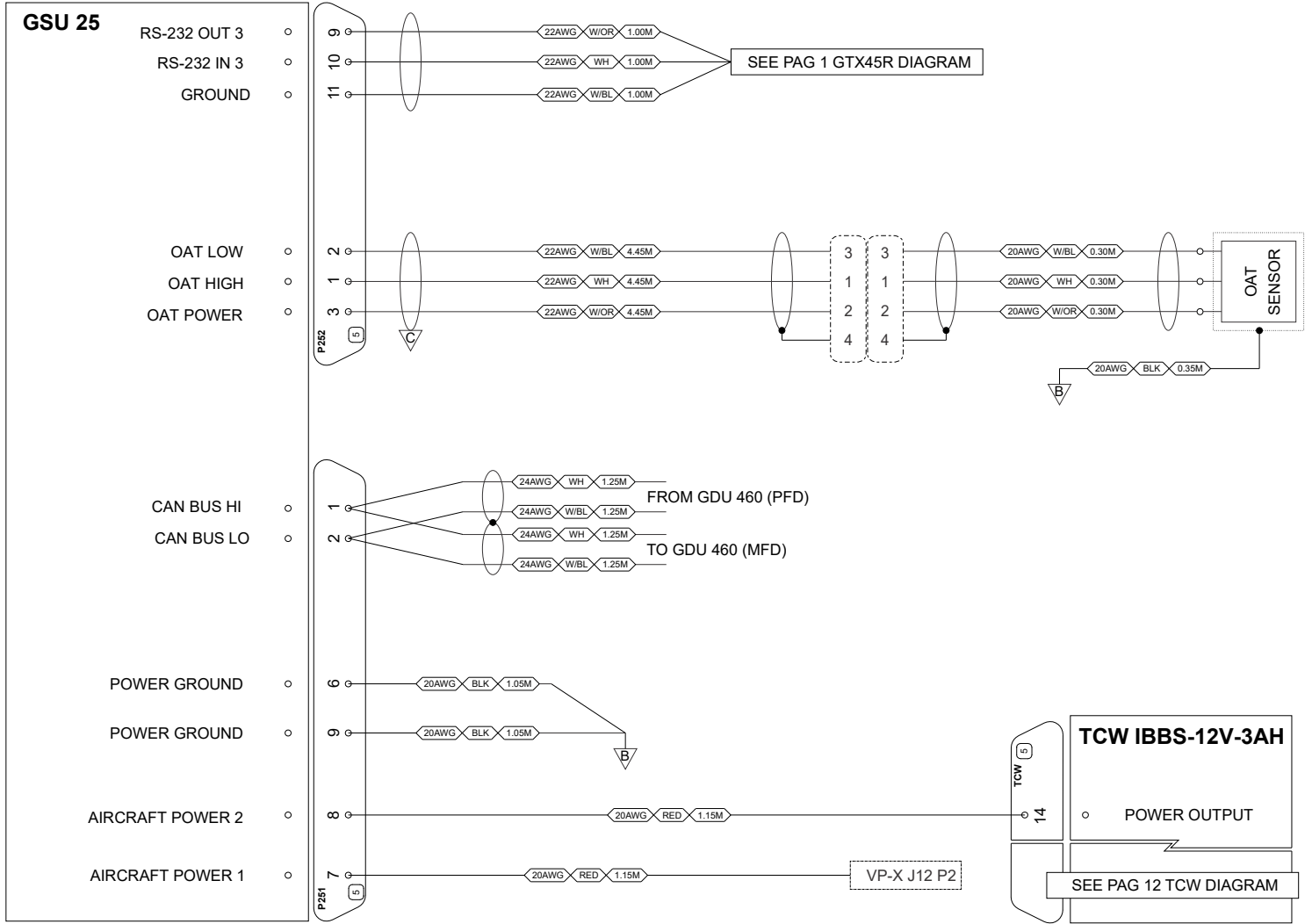


GSA28 DIAGRAM

ED\_XP\_001-01

REVISIONS		DATE	COM	BY	VERIFIED	APPROVED	SCALE:	NONE
00	DESCRIPTION	02.03.25	D.MACARIO	F.ABBUD			DATE DRAWN:	27.03.25
01	APPROVED FOR PRODUCTION	05.09.25	J. BUENO	F.ABBUD			DRAWN BY:	E. MELLO
PAGE:								7-20



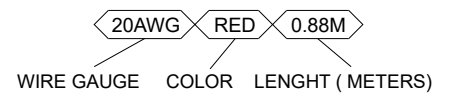


**SHIELD CABLES COLOR SEQUENCE:**

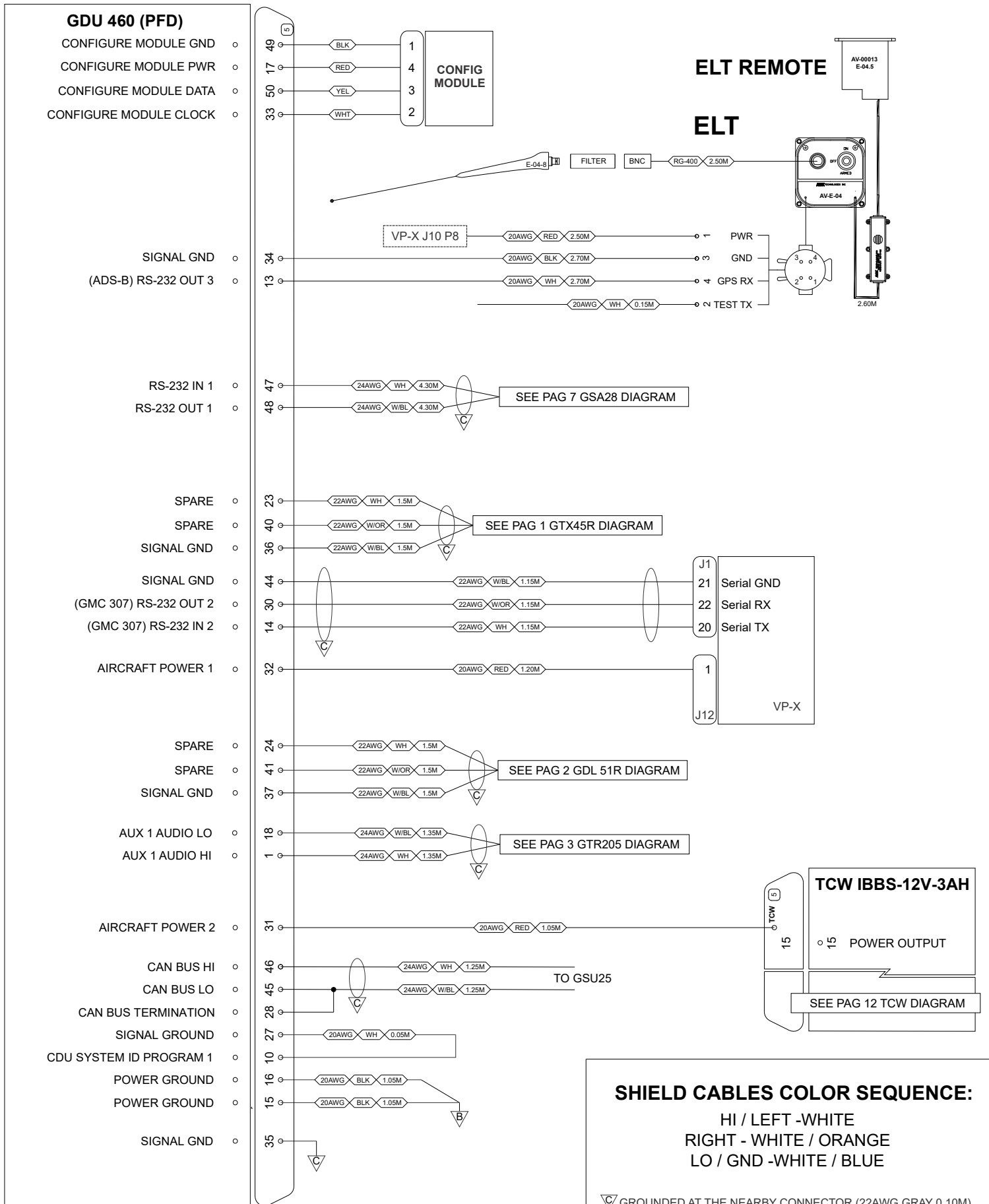
HI / LEFT - WHITE  
 RIGHT - WHITE / ORANGE  
 LO / GND - WHITE / BLUE

Ⓢ GROUNDED AT THE NEARBY CONNECTOR (22AWG GRAY 0.10M)

Ⓡ GROUNDED AT THE PANEL BUS BAR



REVISIONS		DATE	DD	MM	YY	VERIFIED	APPROVED	SCALE:	NONE
REV	DESCRIPTION	DATE	DD	MM	YY	VERIFIED	APPROVED	DATE DRAWN:	27.03.25
00	APPROVED FOR PRODUCTION	02	03	25		D.MACARIO	F.ABBUD	DRAWN BY:	E. MELLO
01	APPROVED FOR PRODUCTION	05	09	25		J. BUENO	F.ABBUD	PAGE:	8-20



**SHIELD CABLES COLOR SEQUENCE:**  
 HI / LEFT - WHITE  
 RIGHT - WHITE / ORANGE  
 LO / GND - WHITE / BLUE

⌄ GROUNDED AT THE NEARBY CONNECTOR (22AWG GRAY 0.10M)  
 ⌄ GROUNDED AT THE PANEL BUS BAR

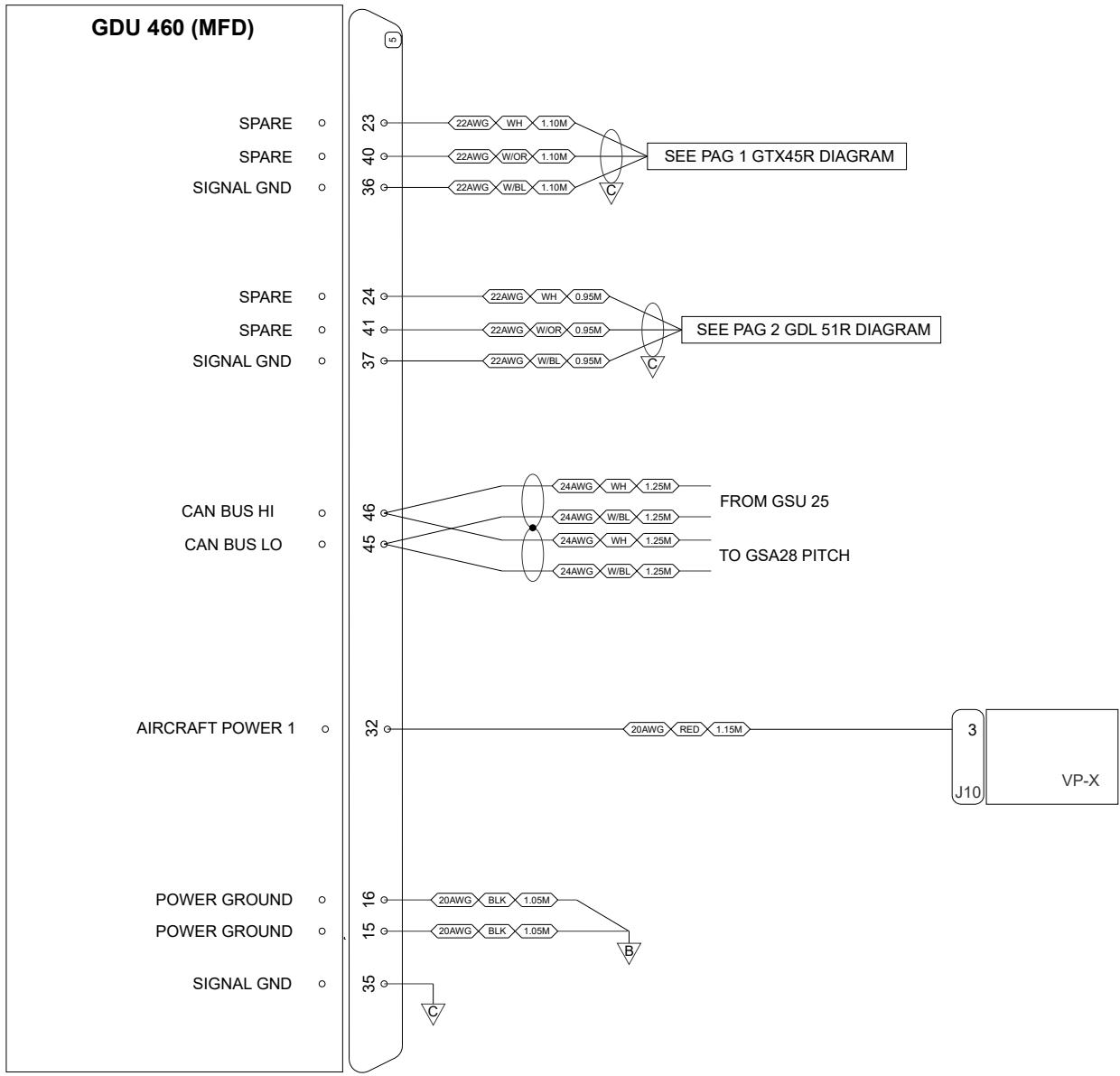
20AWG RED 0.88M  
 WIRE GAUGE COLOR LENGHT ( METERS)

**GDU 460 (PFD) DIAGRAM**

ED\_XP\_001-01

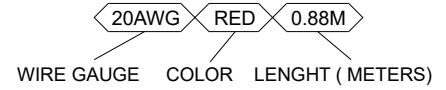
REVISIONS				SCALE:	NONE
REV	DESCRIPTION	DATE	DDMMYY	VERIFIED	APPROVED
00	APPROVED FOR PRODUCTION	02.03.25		D.MACARIO	F.ABBUD
01	APPROVED FOR PRODUCTION	05.09.25		J. BUENO	F.ABBUD
				DATE DRAWN:	27.03.25
				DRAWN BY:	E. MELLO
				PAGE:	9-20





**SHIELD CABLES COLOR SEQUENCE:**  
 HI / LEFT - WHITE  
 RIGHT - WHITE / ORANGE  
 LO / GND - WHITE / BLUE

⌋ G ROUNDED AT THE NEARBY CONNECTOR (22AWG GRAY 0.10M)  
 ⌋ G ROUNDED AT THE PANEL BUS BAR

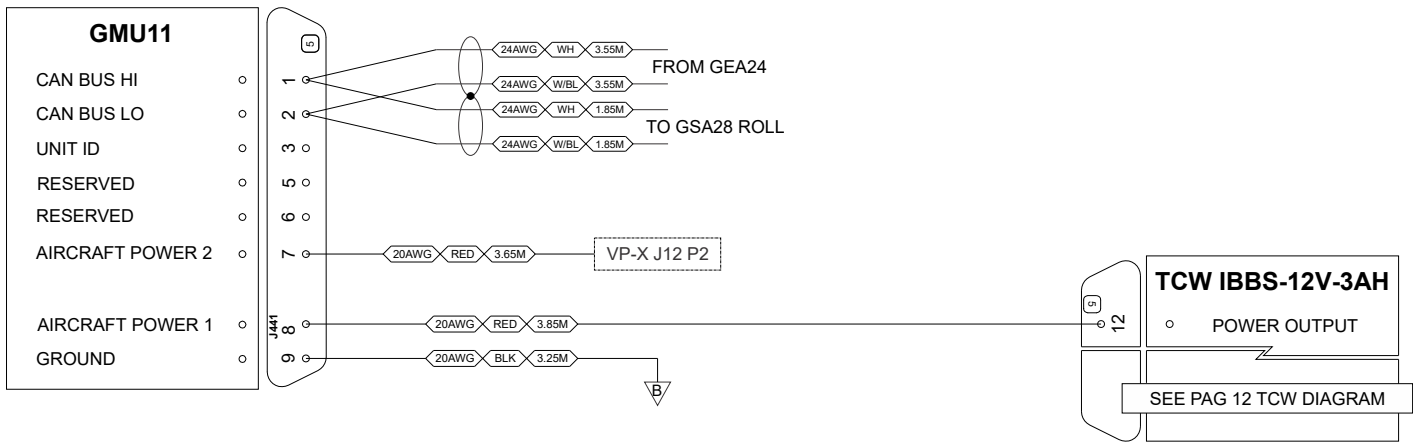


**GDU 460 (MFD) DIAGRAM**

ED\_XP\_001-01

REVISIONS				SCALE:	NONE
REV	DESCRIPTION	DATE DD/MM/YY	VERIFIED	APPROVED	DATE DRAWN:
00	APPROVED FOR PRODUCTION	02.03.25	D.MACARIO	F.ABBUD	27.03.25
01	APPROVED FOR PRODUCTION	05.09.25	J.BUENO	F.ABBUD	
				DRAWN BY:	E. MELLO
				PAGE:	10-20



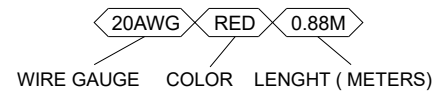


**SHIELD CABLES COLOR SEQUENCE:**

HI / LEFT -WHITE  
 RIGHT - WHITE / ORANGE  
 LO / GND -WHITE / BLUE

▽ G ROUNDED AT THE NEARBY CONNECTOR (22AWG GRAY 0.10M)

▽ G ROUNDED AT THE PANEL BUS BAR

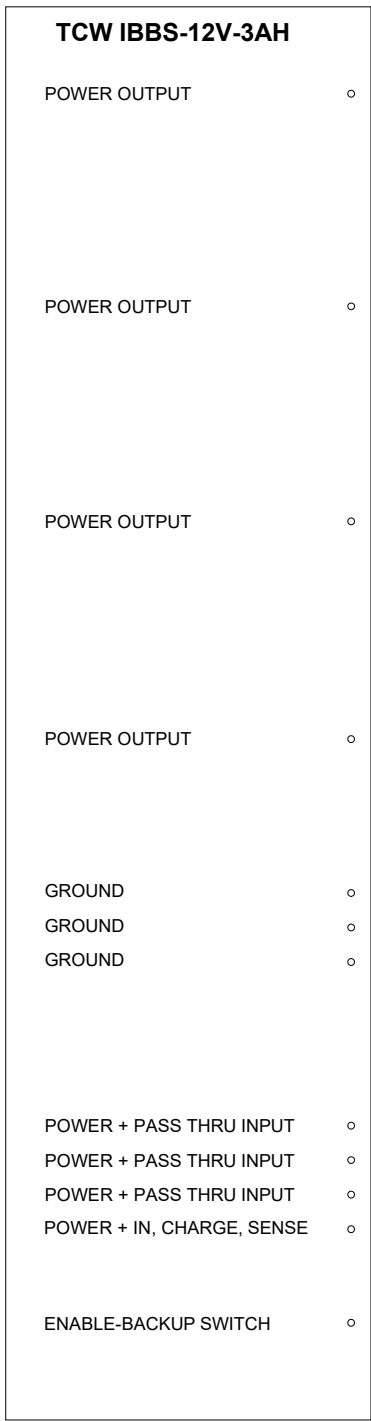


GMU 11 DIAGRAM

ED\_XP\_001-01

REVISIONS		DATE	DD	MM	YY	VERIFIED	APPROVED	SCALE:	NONE
REV	DESCRIPTION	DATE	DD	MM	YY	VERIFIED	APPROVED	DATE DRAWN:	27.03.25
00	APPROVED FOR PRODUCTION	02	03	25		D.MACARIO	F.ABBUD	DRAWN BY:	E. MELLO
01	APPROVED FOR PRODUCTION	05	09	25		J. BUENO	F.ABBUD	PAGE:	11-20



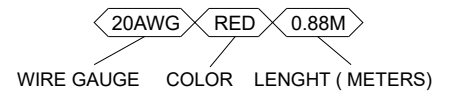


**SHIELD CABLES COLOR SEQUENCE:**

HI / LEFT -WHITE  
 RIGHT - WHITE / ORANGE  
 LO / GND -WHITE / BLUE

⌞ GROUNDING AT THE NEARBY CONNECTOR (22AWG GRAY 0.10M)

⌞ GROUNDING AT THE PANEL BUS BAR

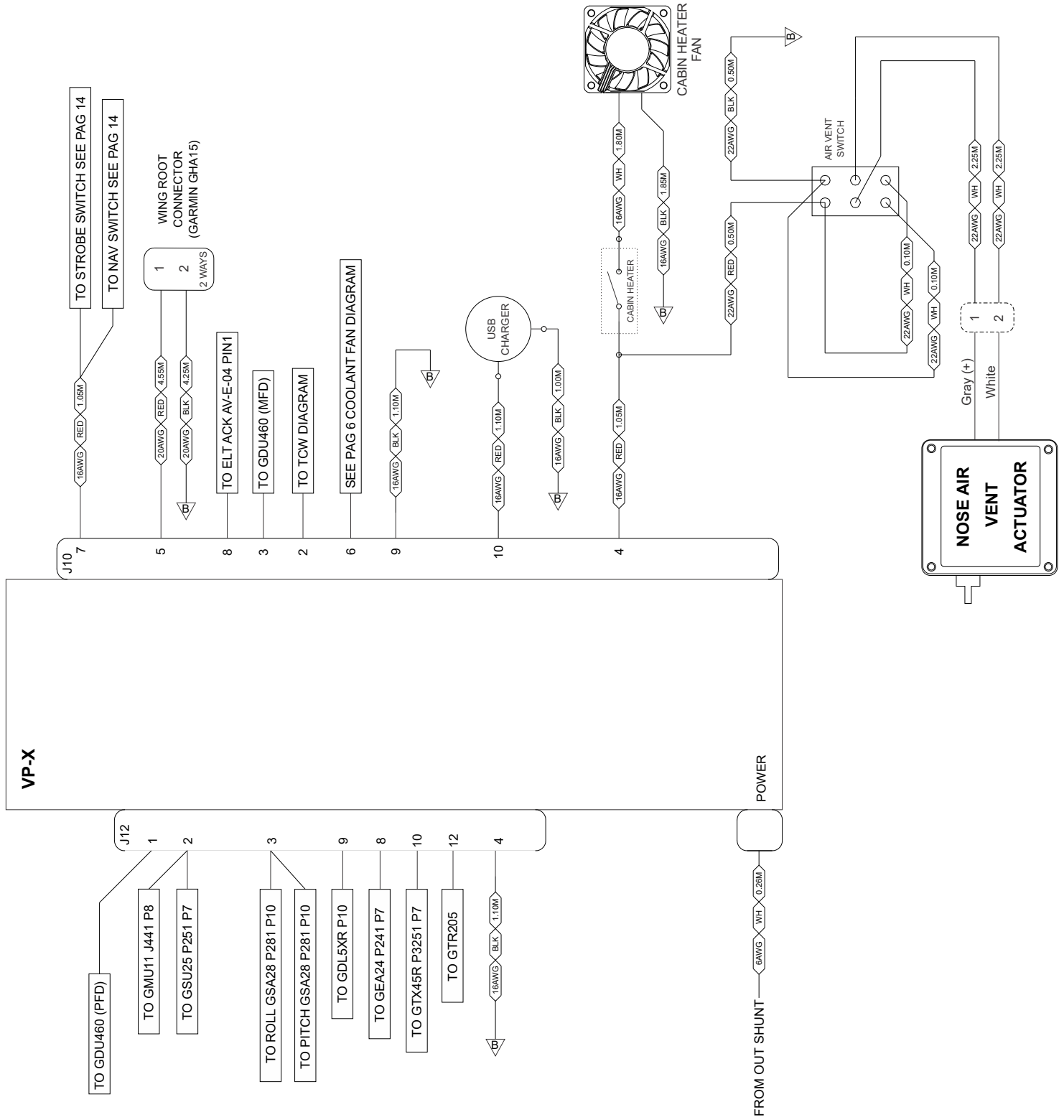


TCW DIAGRAM

ED\_XP\_001-01

REVISIONS				SCALE:	NONE
REV	DESCRIPTION	DATE DD/MM/YY	VERIFIED	APPROVED	DATE DRAWN:
00	APPROVED FOR PRODUCTION	02.03.25	D.MACARIO	F.ABBUD	27.03.25
01	APPROVED FOR PRODUCTION	05.09.25	J. BUENO	F.ABBUD	
				DRAWN BY:	E. MELLO
				PAGE:	12-20

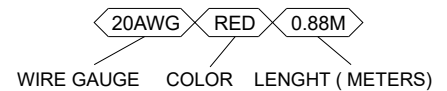




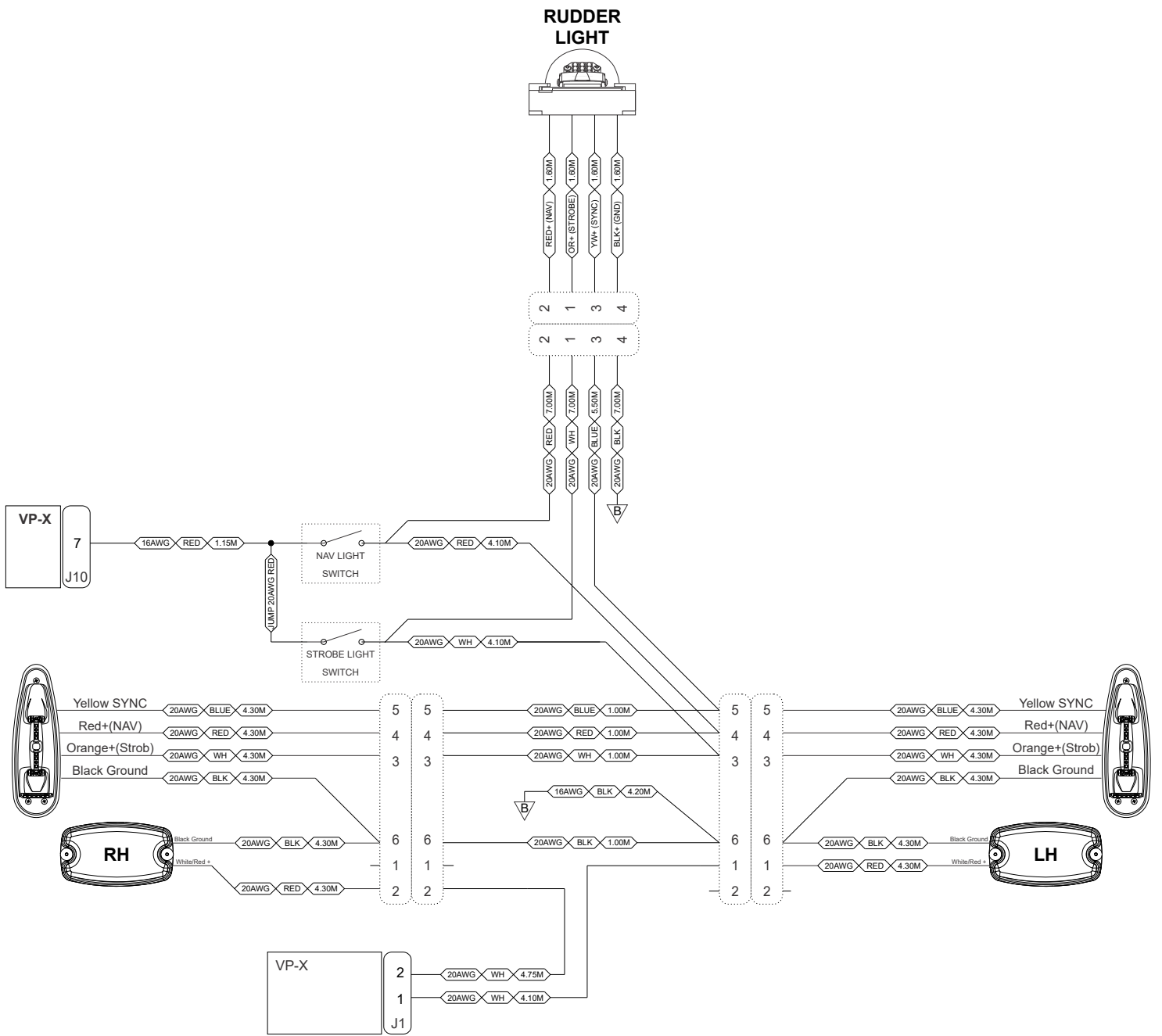
**SHIELD CABLES COLOR SEQUENCE:**

HI / LEFT - WHITE  
 RIGHT - WHITE / ORANGE  
 LO / GND - WHITE / BLUE

- Ⓢ GROUNDING AT THE NEARBY CONNECTOR (22AWG GRAY 0.10M)
- Ⓡ GROUNDING AT THE PANEL BUS BAR



REVISIONS		DATE	COMMA/YY	VERIFIED	APPROVED	SCALE:	NONE
REV	DESCRIPTION	02	03 25	D.MACARIO	F.ABBUD	DATE DRAWN:	27.03.25
00	APPROVED FOR PRODUCTION	05	09 25	J. BUENO	F.ABBUD	DRAWN BY:	E. MELLO
01	APPROVED FOR PRODUCTION					PAGE:	13-20

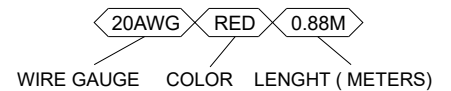


**SHIELD CABLES COLOR SEQUENCE:**

HI / LEFT - WHITE  
 RIGHT - WHITE / ORANGE  
 LO / GND - WHITE / BLUE

⌄ GROUNDING AT THE NEARBY CONNECTOR (22AWG GRAY 0.10M)

⌄ GROUNDING AT THE PANEL BUS BAR

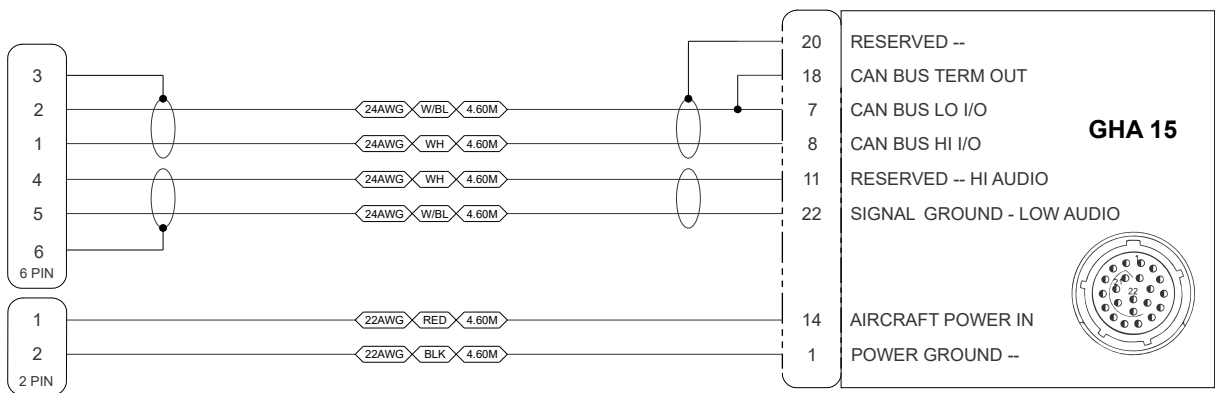


**LIGHTS DIAGRAM**

ED\_XP\_001-01

REVISIONS				SCALE:	NONE
REV	DESCRIPTION	DATE DD/MM/YY	VERIFIED	APPROVED	DATE DRAWN:
00	APPROVED FOR PRODUCTION	02.03.25	D.MACARIO	F.ABBUD	27.03.25
01	APPROVED FOR PRODUCTION	05.09.25	J. BUENO	F.ABBUD	
				DRAWN BY:	E. MELLO
				PAGE:	14-20



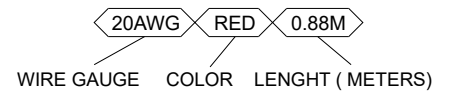


**SHIELD CABLES COLOR SEQUENCE:**

HI / LEFT - WHITE  
 RIGHT - WHITE / ORANGE  
 LO / GND - WHITE / BLUE

⌚ GROUNDED AT THE NEARBY CONNECTOR (22AWG GRAY 0.10M)

⌚ GROUNDED AT THE PANEL BUS BAR

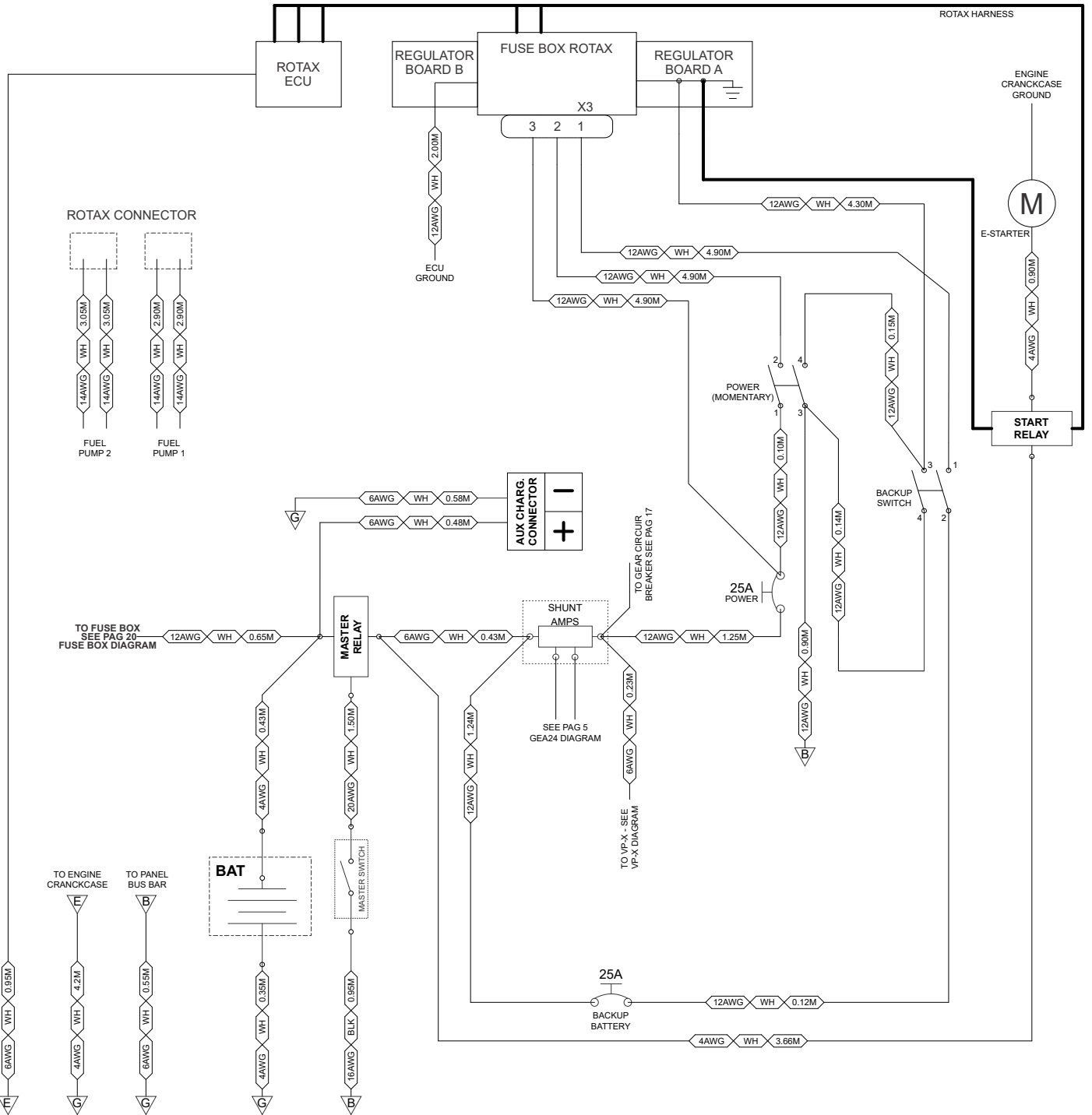


GHA-15 DIAGRAM

ED\_XP\_001-01

REVISIONS		DATE	DD/MM/YY	VERIFIED	APPROVED	SCALE:	NONE
REV	DESCRIPTION	DATE	DD/MM/YY	VERIFIED	APPROVED	DATE DRAWN:	27.03.25
00	APPROVED FOR PRODUCTION	02.03.25	05.09.25	D.MACARIO J. BUENO	F.ABBUD F.ABBUD	DRAWN BY:	E. MELLO
01	APPROVED FOR PRODUCTION					PAGE:	15-20





**SHIELD CABLES COLOR SEQUENCE:**

HI / LEFT -WHITE  
 RIGHT - WHITE / ORANGE  
 LO / GND -WHITE / BLUE

- △ GROUND AT THE NEARBY CONNECTOR (22AWG GRAY 0.10M)
- GROUND AT THE PANEL BUS BAR
- GROUND AT THE GERAL BUS BAR
- ▽ GROUND AT THE ENGINE CRANKCASE
- ⊥ EMS GROUND



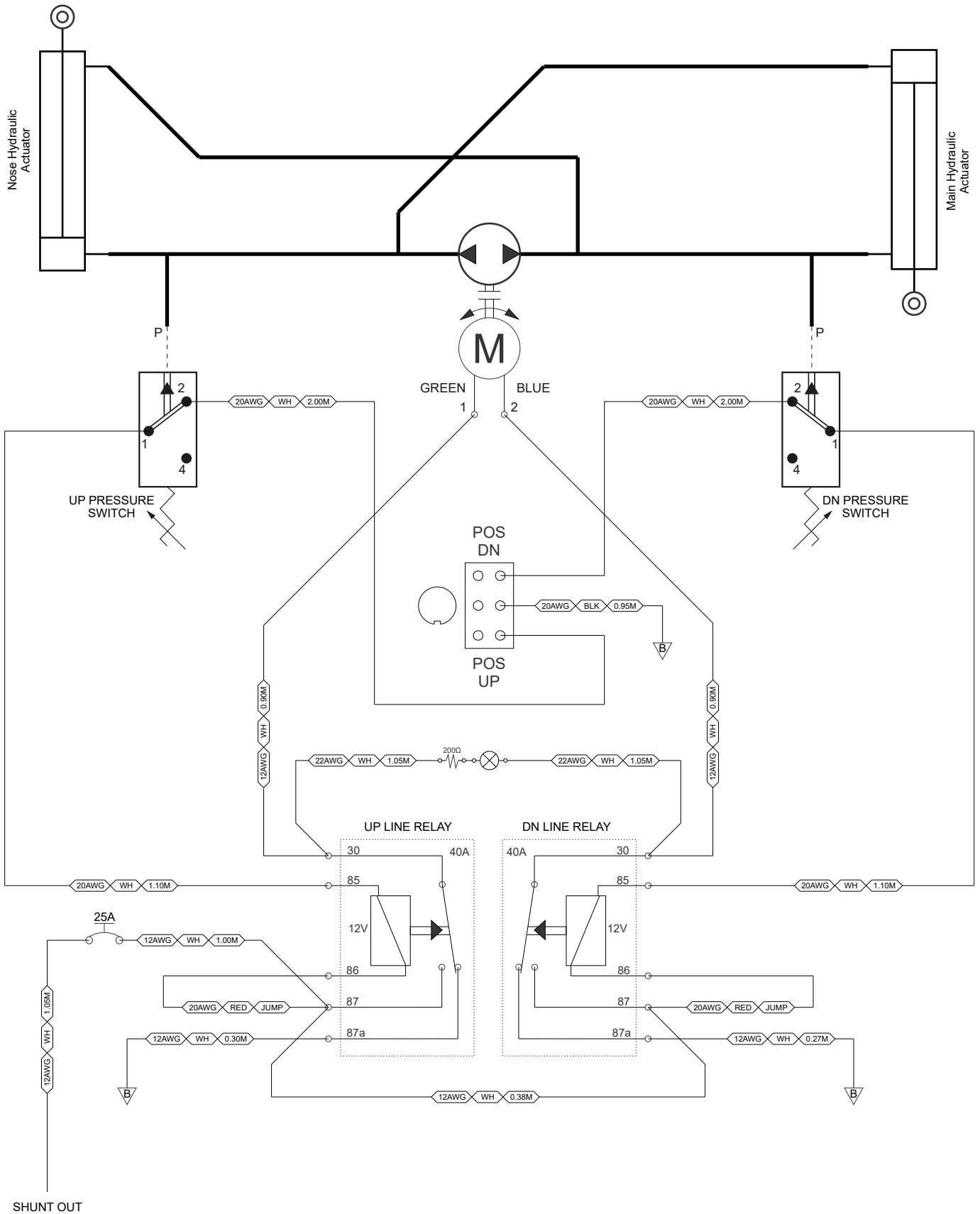
WIRE GAUGE      COLOR      LENGHT ( METERS)

**POWER DIAGRAM**

ED\_XP\_001-01

REVISIONS		DATE	COM/APPY	VERIFIED	APPROVED	SCALE:	NONE
00	DESCRIPTION	02.03.25		D.MACARIO	F.ABBUD	DATE DRAWN:	27.03.25
01	APPROVED FOR PRODUCTION	05.09.25		J. BUENO	F.ABBUD	DRAWN BY:	E. MELLO
PAGE:							16-20

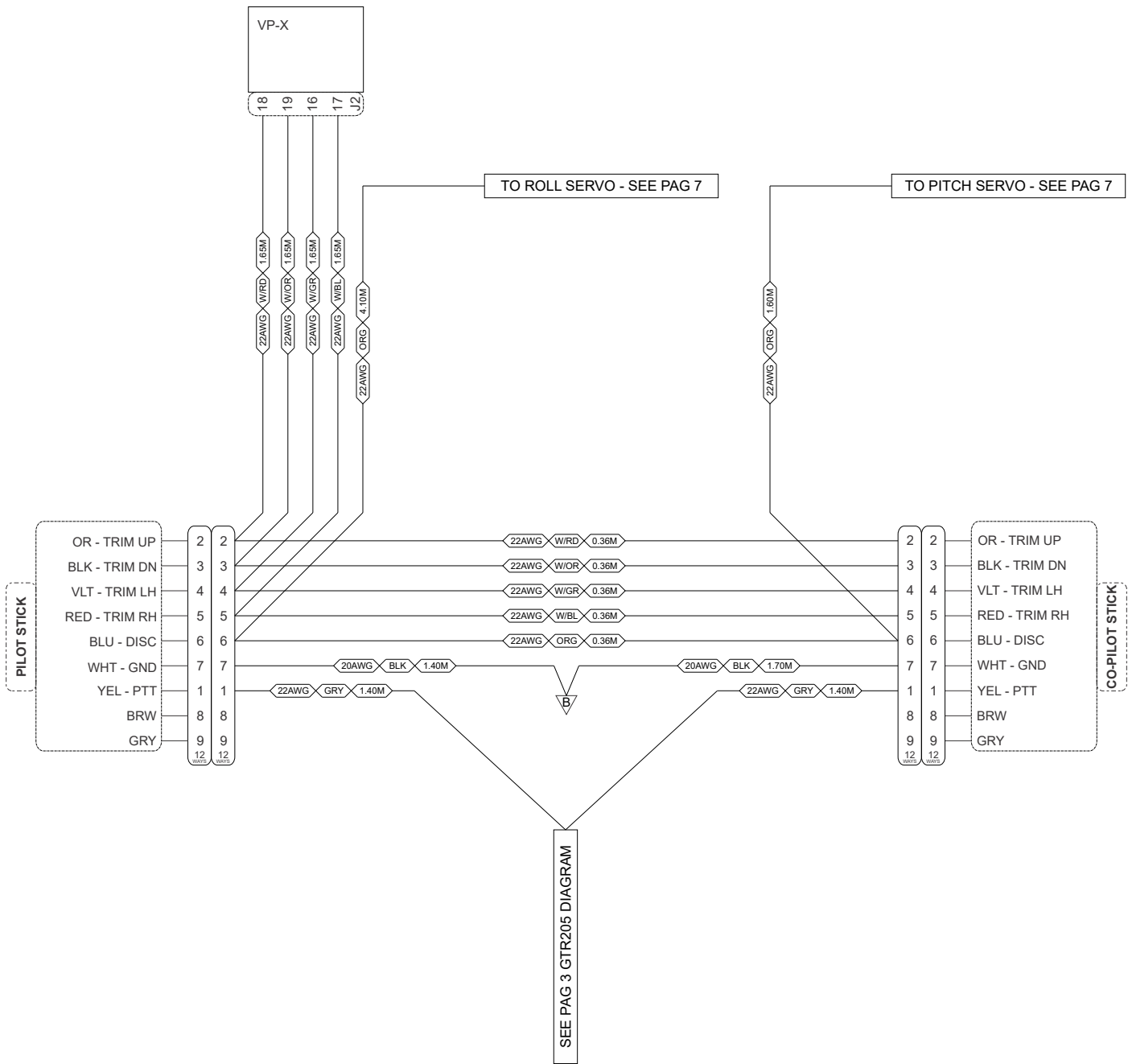




GEAR DIAGRAM

ED\_XP\_001-01

REVISIONS		DATE	DD/MM/YY	VERIFIED	APPROVED	SCALE:	NONE
REV	DESCRIPTION					DATE DRAWN:	27.03.25
00	APPROVED FOR PRODUCTION	02.03.25	05.09.25	D.MACARIO J. BUENO	F.ABBUD F.ABBUD	DRAWN BY:	E. MELLO
01	APPROVED FOR PRODUCTION					PAGE:	17-20



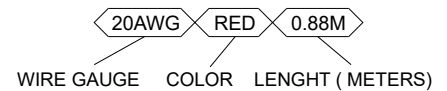
SEE PAG 3 GTR205 DIAGRAM

**SHIELD CABLES COLOR SEQUENCE:**

HI / LEFT - WHITE  
 RIGHT - WHITE / ORANGE  
 LO / GND - WHITE / BLUE

⌋ GROUNDING AT THE NEARBY CONNECTOR (22AWG GRAY 0.10M)

⌋ GROUNDING AT THE PANEL BUS BAR

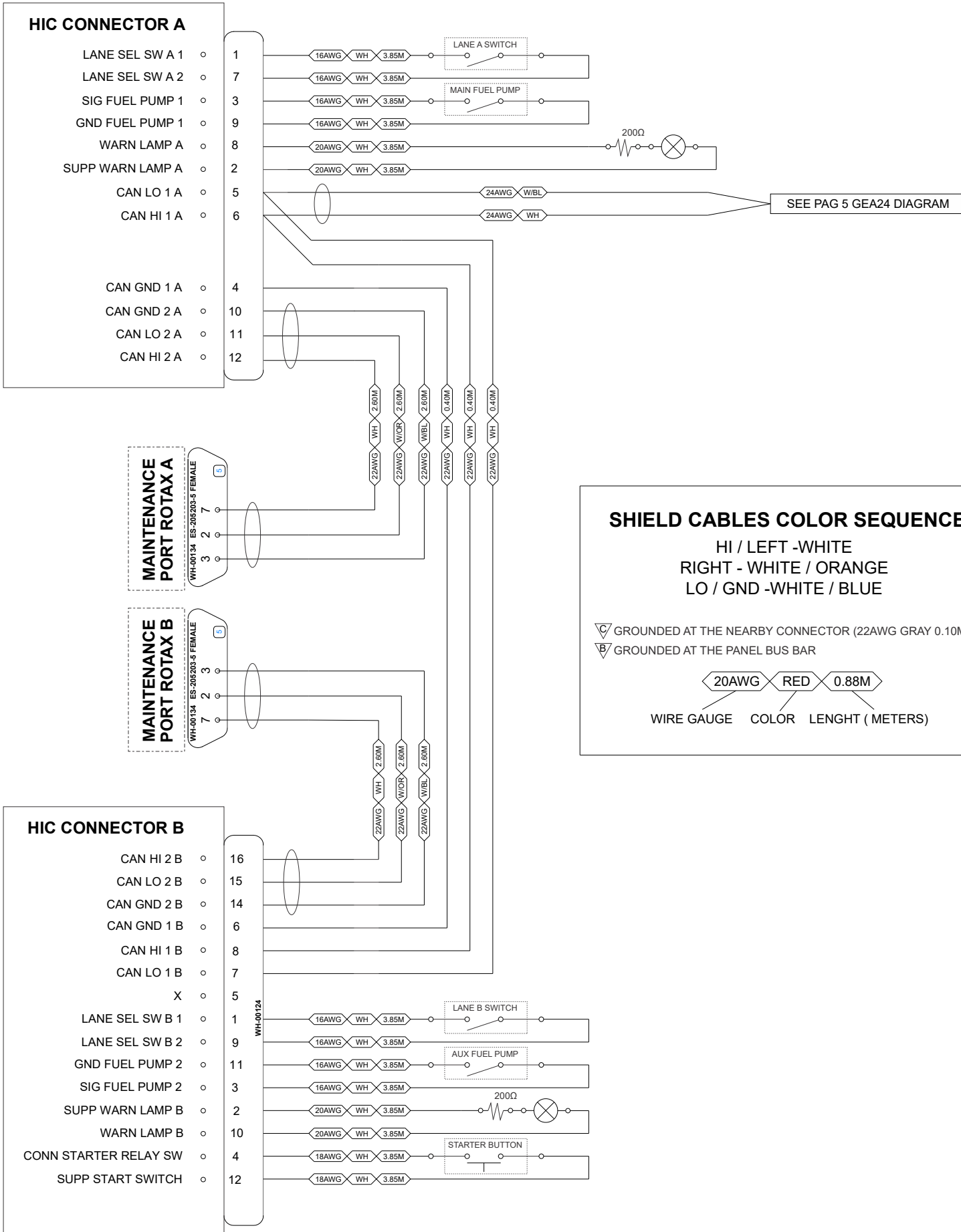


**GRIPSTICK DIAGRAM**

ED\_XP\_001-01

REVISIONS				SCALE:	NONE
REV	DESCRIPTION	DATE	DD/MM/YY	VERIFIED	APPROVED
00	APPROVED FOR PRODUCTION	02.03.25		D.MACARIO	F.ABBUD
01	APPROVED FOR PRODUCTION	05.09.25		J. BUENO	F.ABBUD
				DATE DRAWN:	27.03.25
				DRAWN BY:	E. MELLO
				PAGE:	18-20

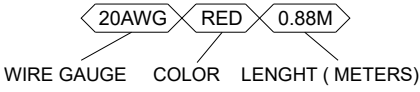




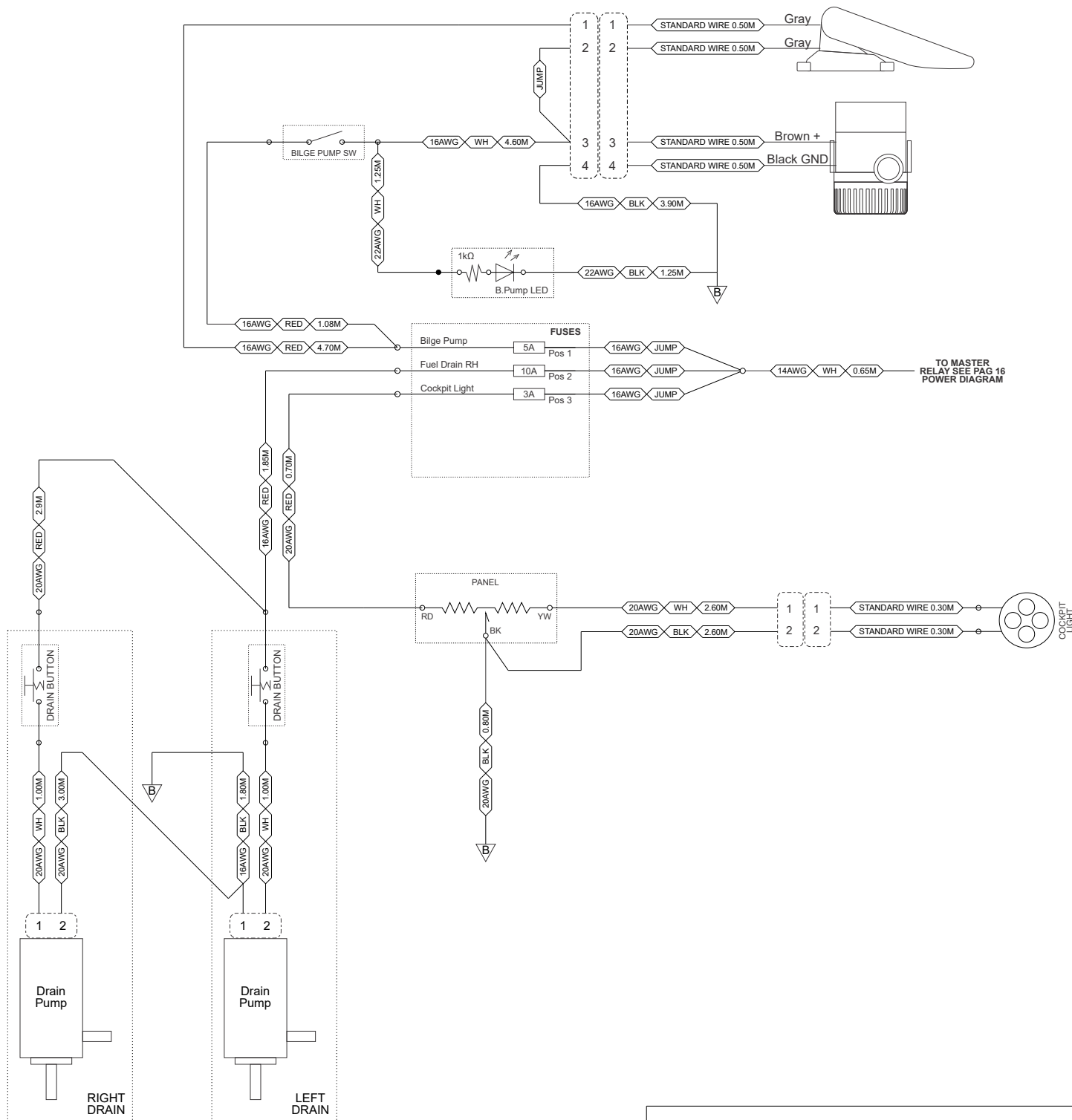
**SHIELD CABLES COLOR SEQUENCE:**

HI / LEFT - WHITE  
 RIGHT - WHITE / ORANGE  
 LO / GND - WHITE / BLUE

- Ⓢ GROUNDED AT THE NEARBY CONNECTOR (22AWG GRAY 0.10M)
- Ⓡ GROUNDED AT THE PANEL BUS BAR



REVISIONS		DATE	COM/IMP/YY	VERIFIED	APPROVED	SCALE:	NONE
00	APPROVED FOR PRODUCTION	02.03.25	05.09.25	D.MACARIO J. BUENO	F.ABBUD F.ABBUD	DATE DRAWN:	27.03.25
01	APPROVED FOR PRODUCTION					DRAWN BY:	E. MELLO
PAGE:							19-20

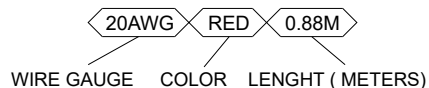


**SHIELD CABLES COLOR SEQUENCE:**

HI / LEFT - WHITE  
 RIGHT - WHITE / ORANGE  
 LO / GND - WHITE / BLUE

Ⓢ GROUNDING AT THE NEARBY CONNECTOR (22AWG GRAY 0.10M)

Ⓡ GROUNDING AT THE PANEL BUS BAR



**FUSE BOX 6 WAYS DIAGRAM**

ED\_XP\_001-01

REVISIONS				SCALE:	NONE
REV	DESCRIPTION	DATE	DD/M/YY	VERIFIED	APPROVED
00	APPROVED FOR PRODUCTION	02.03.25		D.MACARIO	F.ABBUD
01	APPROVED FOR PRODUCTION	05.09.25		J. BUENO	F.ABBUD
				DATE DRAWN:	27.03.25
				DRAWN BY:	E. MELLO
				PAGE:	20-20



